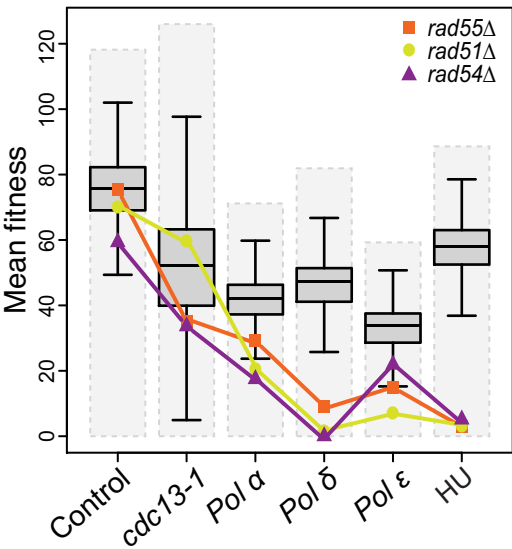
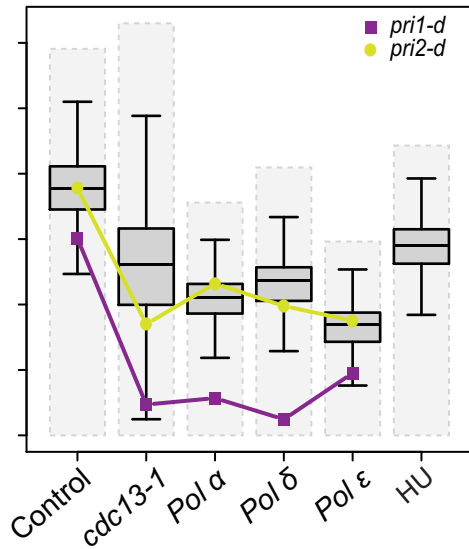


A



B



C

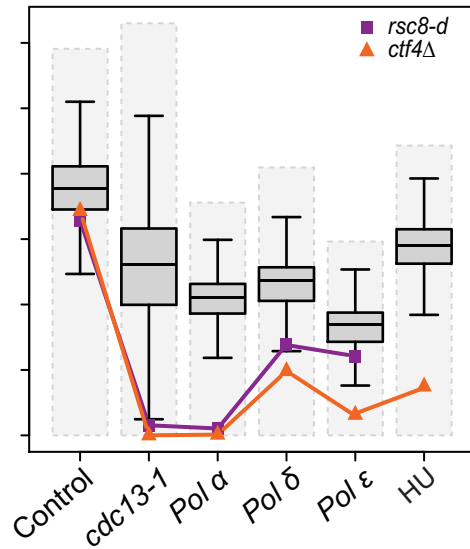


Figure S6: Fitness profiles of regulators of Pol δ and Pol α defective strains
A) Fitness profiles of *rad51 Δ* , *rad54 Δ* , *rad55 Δ* mutations across the screens. **B)** Fitness profiles of *pri1-d* and *pri2-d* mutations across the screens. **C)** Fitness profiles of *rsc8-d Δ* and *ctf4 Δ* mutations across the screens.