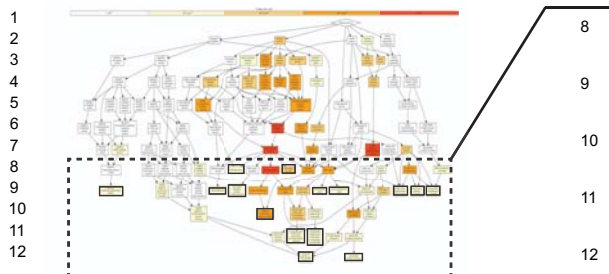


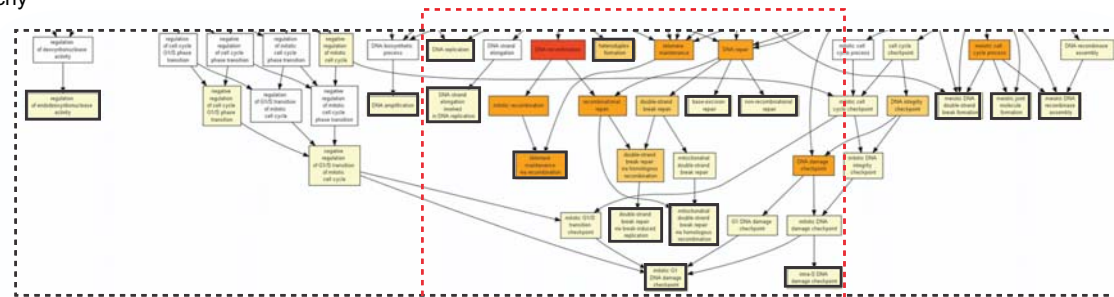
A

Level of the GO hierarchy



B

Level of the GO hierarchy



C

Level of the GO hierarchy

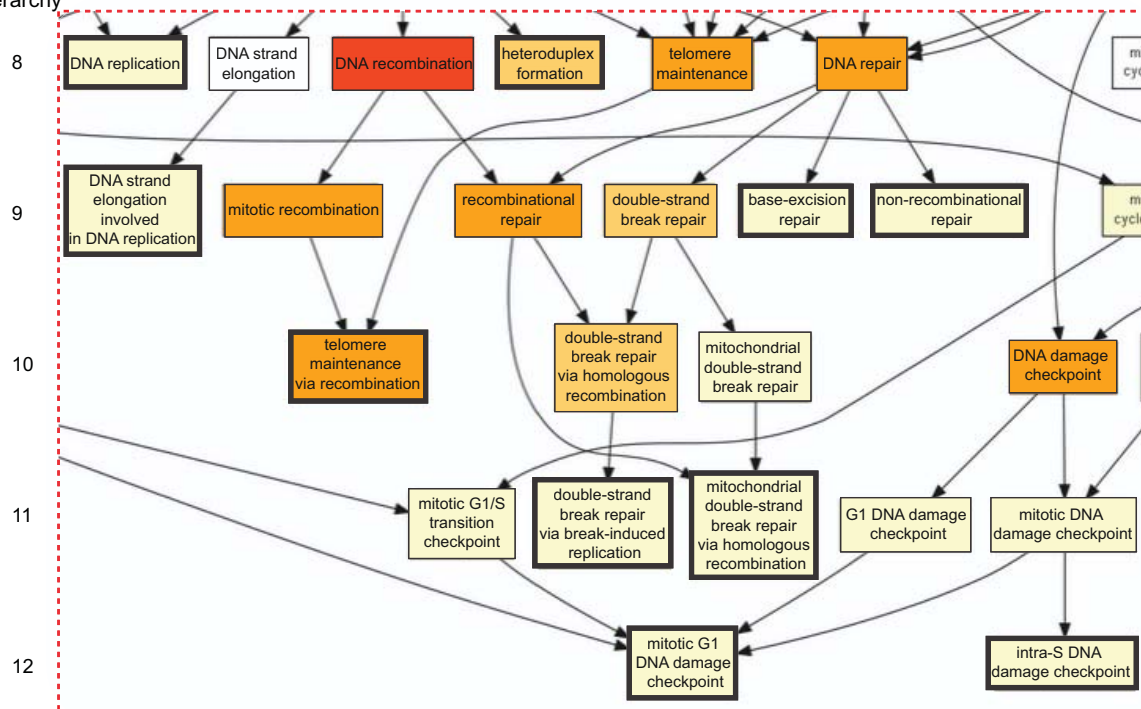


Figure S3: Use of the GOrilla visualisation tool used to identify the enriched GO terms

A) A screen shot of enriched GO terms identified by GOrilla for negative genetic interaction with Pol δ mutation. The lists of enriched GO terms with the three defective DNA polymerase mutants are shown in Tables S3-5. **B-C)** We filtered the results (Figure 1D-F) to include enriched GO terms that annotated more than one and less than 250 genes. Then, the list was filtered to include only the last terms (black boxes) of any branch ranked at least at the eighth level (dashed box) of the GO hierarchy. The GOrilla database version was updated on May 30, 2015.